NUMBER & ORDER OF PLATES	
1	COVER & TITLE PAGE
2	GENERAL DIMENSIONS & DATA
3	OUTBOARD PROFILE
4	INBOARD PROFILE
5	02 DECK, BRIDGE DECK & PILOTHOUSE TOP
6	01 DECK
7	MAIN DECK
8	SECOND DECK
9	THIRD DECK
10	TYPICAL SECTIONS AT FR 26 148 & 180
11	TYPICAL SECTIONS AT FR 66 & 102

REVISION	PANEL	DATE	DESCRIPTION	BY	APPR'D.
C	ALL	9-4-81	PLAN CORRECTED TO AGREE WITH PRESENT CONDITIONS ABOARD VESSEL DURING 1981 U.S.C.G. YARD AVAILABILITY.	J.W.F.	
B	—	8-1-79	UPDATE OF ALTERATIONS MADE BY YD DURING CURRENT AVAILABILITY. 8-1-79	J.W.F.	
A	-	3-14-77	DWG UPDATED FOR WORK ACCOMPLISHED 2-77 YD AVLBL	R.W.S.	

U.S. COAST GUARD YARD — CURTIS BAY, MD.

PLANNING DEPARTMENT

DESIGNED -
DRAWN -
TRACED - Cmd
CHECKED -

Benjamin R. Flavin
BRANCH HEAD

627 WPC — 210 FT CLASS

U.S.C.G.C. VIGOROUS
BOOKLET OF GENERAL PLANS

APPROVED W. Wilder Fox Jr. — DATE 3-20-70
CHIEF DESIGN ENGINEER

C. G. DRAWING NO. 621 WPC-0103-14 REV. C

SCALE AS NOTED — PLATE 1 OF 11

LIFE BOATS AND DAVIT DATA

TWO(2) 25'-8" SURFBOAT DIESEL DRIVEN
TWO PAIRS OF HYDRAULIC CRESENT TYPE DAVITS
WITH CAPACITIES OF 7000 LBS. PER PAIR
THREE (3) 25 MAN INFLATABLE LIFE BOATS
~~TWO(2) 7 MAN INFLATABLE LIFE BOATS~~

ACCOMMODATIONS

	NORMAL	ULTIMATE
OFFICERS	8	11
C.P.O.	8	9
CREW	58	76
	74	96

ARMAMENT

INSTALLED:
ONE (1) 3"/50 CAL GUN MK 22 MODEL 0
TWO(2) 40 MM MACHINE GUNS
TWO (2) 50 CAL. MACHINE GUNS

STEERING GEAR DATA

ELECTRO-HYDRAULIC FOR TWIN RUDDER
APPLICATION WITH SPERRY PIEDMONT
DUAL GYROPILOT STEERING STAND.

REFRIGERATION PLANT

TWO(2) REFRIGERATING PLANTS -

TWO(2) WATER CHILLERS - CARRIER MODEL - 30HJ025 EACH
INCLUDING:
ONE (1) 10 H.P. CARRIER MODEL 6D 68-299 COMPRESSOR
ONE (1) 15 H.P. CARRIER MODEL 6D 75-299 COMPRESSOR

DECK MACHINERY DATA

ONE ELECTRIC MOTOR DRIVEN WARPING CAPSTAN
TWO (2) ELECTRIC BOAT WINCHES - CAPACITY 8000 LBS.
TWO (2) ANCHOR WINDLASSES, EACH WITH 2800 LB. NAVY TYPE STOCKLESS ANCHORS AND 105 FATHOMS OF 1-3/8" "DI-LOK" CHAIN.

EQUIPMENT

TWO (2) 500 LB. PORTABLE DAVITS.
ONE (1) 1500 LB. PORTABLE DAVIT
ONE (1) 137,000 LB. CAPACITY TOWING BITT

DISPLACEMENT DISPLACEMENT & LIGHTSHIP

CONDITION "A" - LIGHT CONDITION	769 TONS
CONDITION "D" - FULL LOAD CONDITION	997 TONS

HOLD AND TANK CAPACITIES

FUEL CAPACITY - 95% FULL	47,280 GAL.
F.W. CAPACITY - 100% FULL	8,240 GAL.
JP-5 FUEL CAPACITY - 95% FULL	2,260 GAL.
LUB OIL CAPACITY - 95%, FULL	1,319 GAL.

POWER PLANT AND SPEED

DIESEL ENGINES - TWO (2)	2,500 H.P. EA.
SHAFT HORSEPOWER	5,000 H.P.
SUSTAINED SPEED	18 KNOTS

PROPELLERS - TWO (2)

NUMBER OF BLADES	4
DIAMETER IN FEET (APPROX.)	7'-6"
WEIGHT, ESTIMATED APPROX. OF SHAFTS	10,060 LBS. EA
WEIGHT, ESTIMATED OF PROPELLER	3,900 LBS. EA

GENERATING PLANT

TWO (2) 225 KW AT .8 POWER FACTOR DIESEL
GENERATOR, 3 PHASE, 60 CYCLE
ONE (1) 100 KW EMERGENCY GENERATOR

PRINCIPAL CHARACTERISTICS

LENGTH OVERALL		210'-6"
LENGTH OF DESIGN WATERLINE		200'-0"
BEAM, EXTREME MOLDED		34'-0"
DEPTH MOLDED, MAIN DECK AT AMIDSHIPS		19'-6"
DESIGN DRAFT, MAXIMUM		10'-6"
HEIGHT OF MAST ABOVE BL		84'-0"
HEIGHT OF NAVIGATIONAL LIGHTS ABOVE BL		
1. AIRCRAFT WARNING LIGHTS		84'-0"
2.		
3. RANGE LIGHT		72'-3"
4. TOWING LIGHTS	66'-3" &	60'-3"
5. MAST HEAD LIGHT		54'-11"
6. SIDE LIGHTS		44'-9"
7. STEERING LIGHT		46'-6"
8. AFT ANCHOR LIGHT		32'-0"
9. FWD ANCHOR LIGHT		47'-0"
10. STERN LIGHT		22'-7"
11. TASK LIGHTS	84'-0", 72'-6",	78'-0"
12. HOMING BEACONS		72'-6"
HEIGHT OF RADAR ANTENNA ABOVE BL		78'-4"
HEIGHT OF FM ANTENNA AN/URC-45 ABOVE BL		90'-0"

GENERAL DIMENSIONS & DATA
U.S.C.G.C. VIGOROUS
621 WPC-0103-14

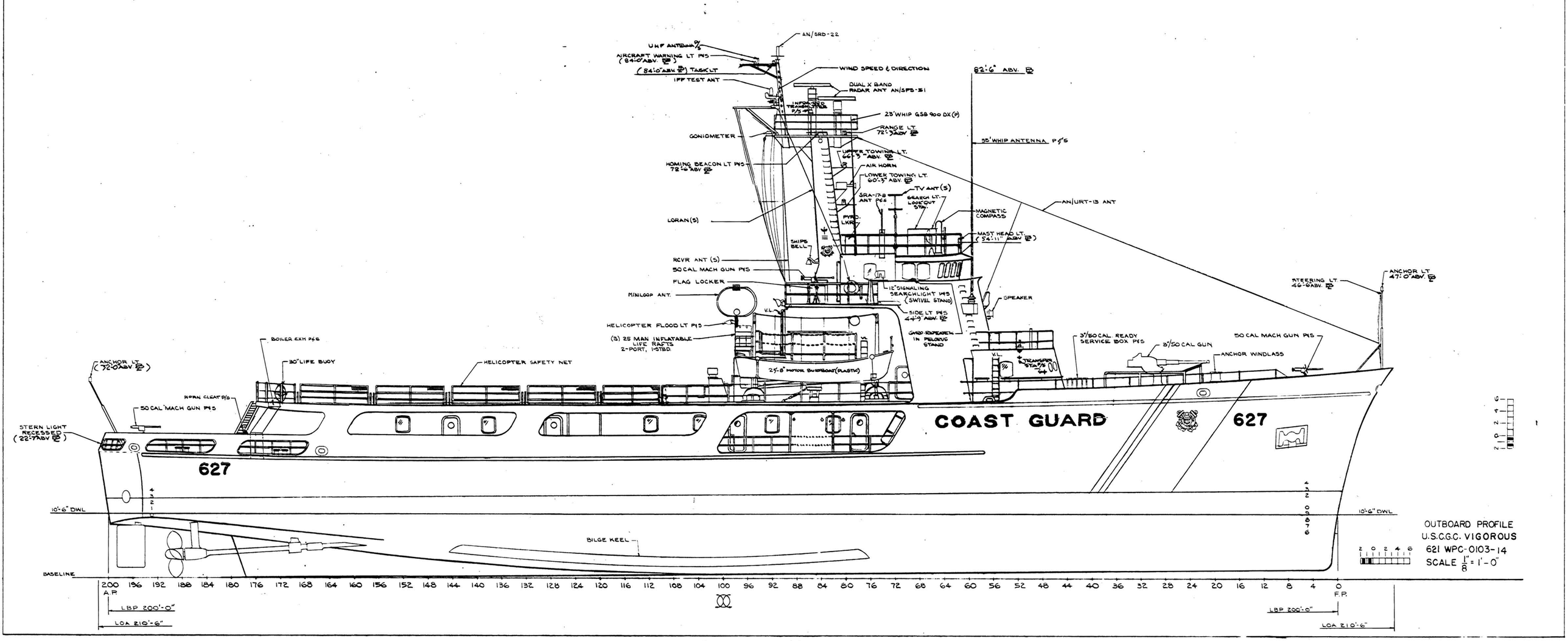

OUTBOARD PROFILE
U.S.C.G.C. VIGOROUS
621 WPC-0103-14
SCALE $\frac{1}{8}$" = 1'-0"

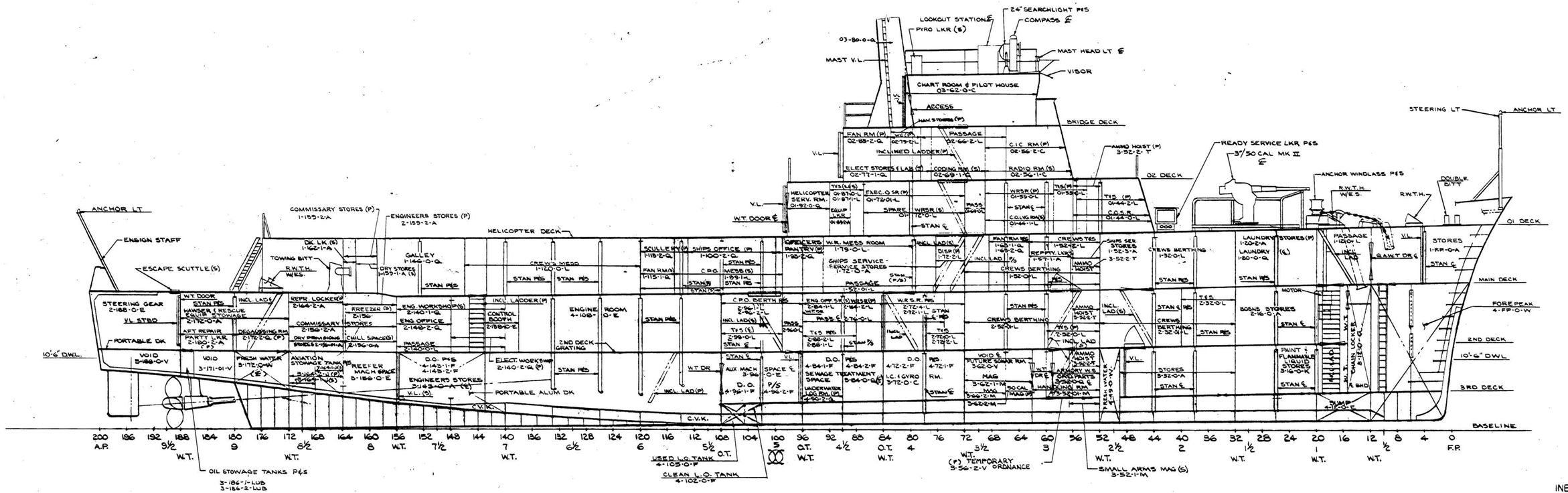

INBOARD PROFILE
U.S.C.G.C. VIGOROUS
621 WPC-0103-14
SCALE $\frac{1}{8}$" = 1'-0"

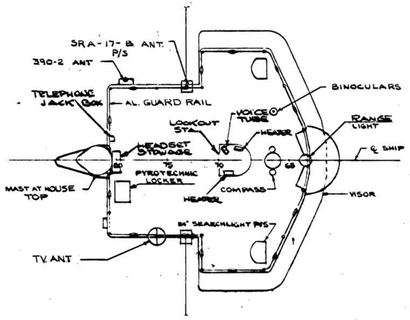

PILOT HOUSE TOP

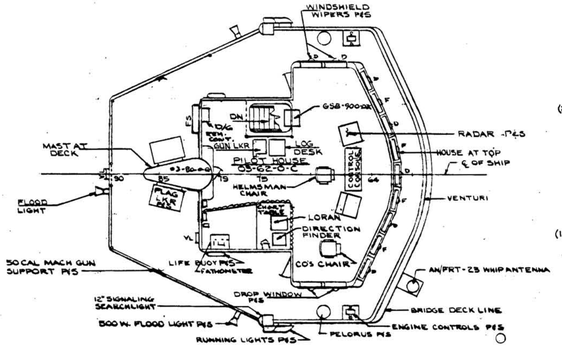

BRIDGE DECK

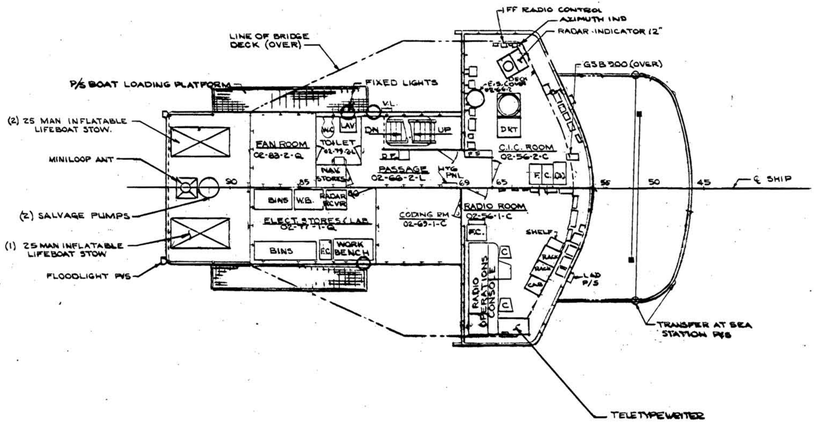

02-DECK

02 DECK, BRIDGE DECK & PILOTHOUSE TOP
U.S.C.G.C. VIGOROUS
621 WPC-0103-14
SCALE: 1"/8 = 1'-0"

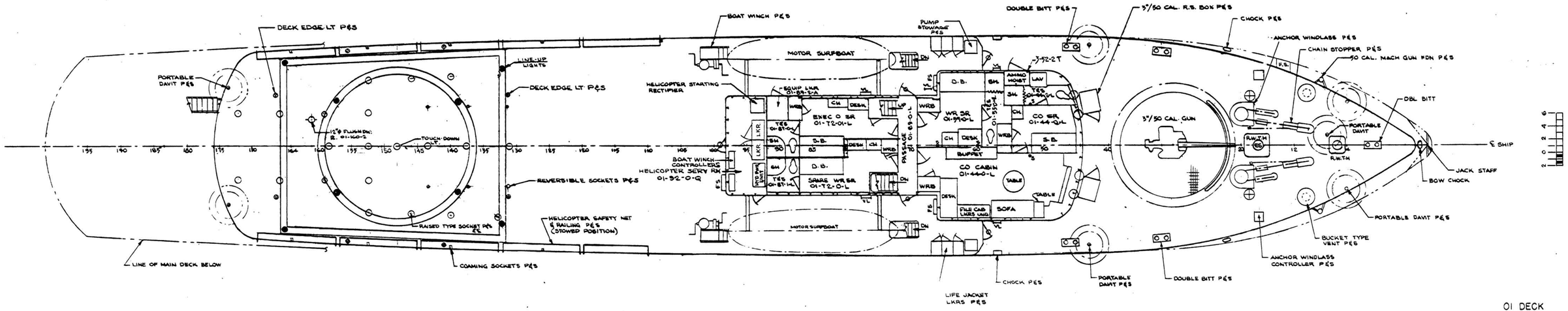

01 DECK
U.S.C.G.C. VIGOROUS
621 WPC-0103-14
SCALE $\frac{1}{8}$" = 1'-0"

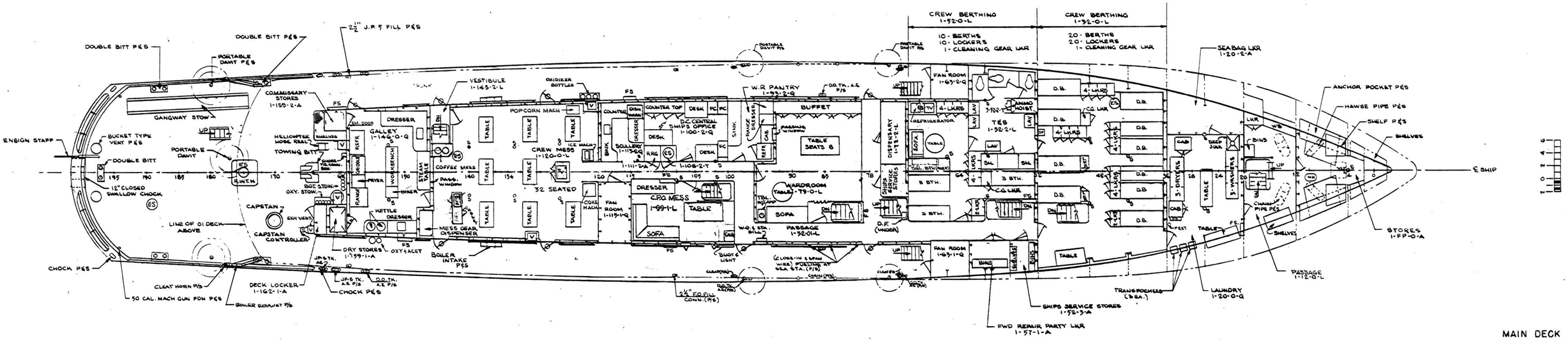

MAIN DECK
U.S.C.G.C. VIGOROUS
621 WPC-0103-14
SCALE $\frac{1}{8}$" = 1'-0"

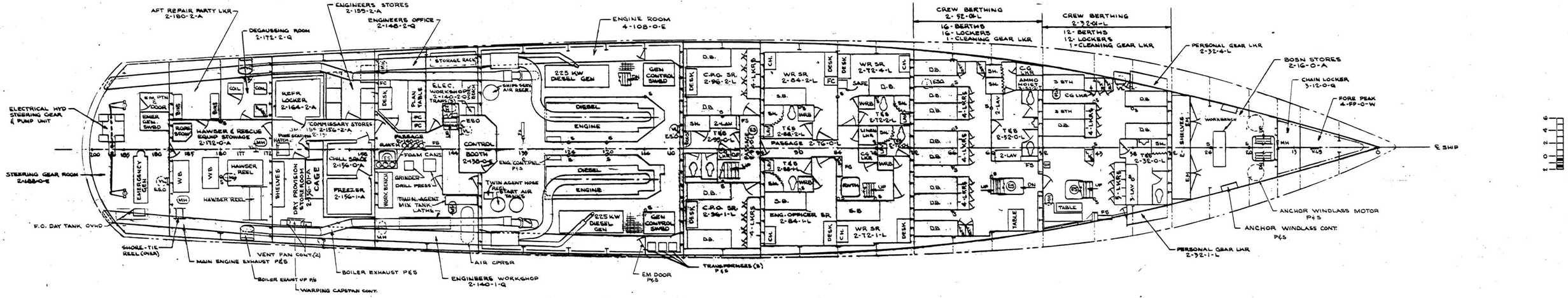

SECOND DECK
U.S.C.G.C VIGOROUS
621 WPC-0103-14
SCALE $\frac{1}{8}$" = 1'-0"

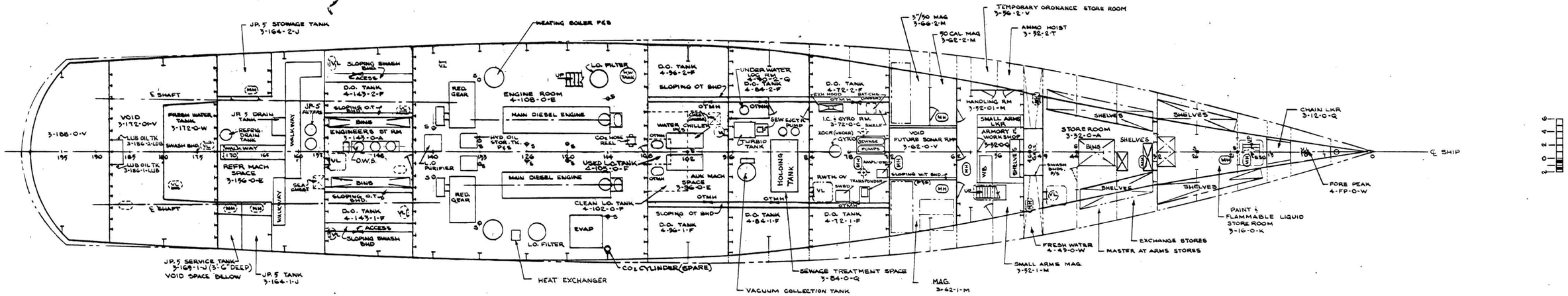

THIRD DECK
U.S.C.G.C. VIGOROUS
621 WPC-0103-14
SCALE $\frac{1}{8}$" = 1'-0"

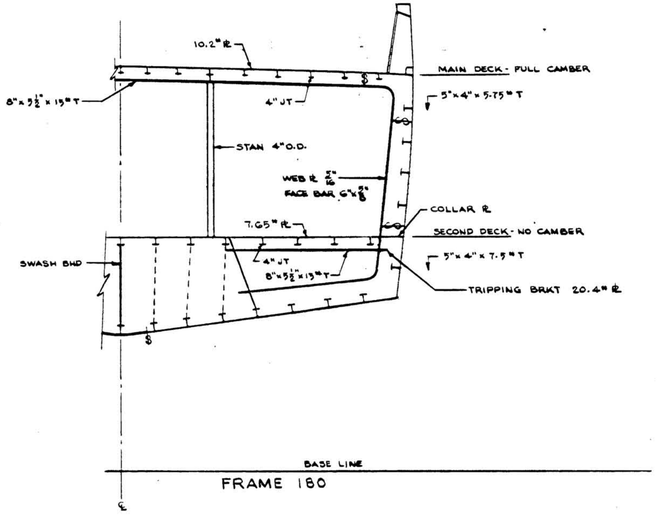

FRAME 180

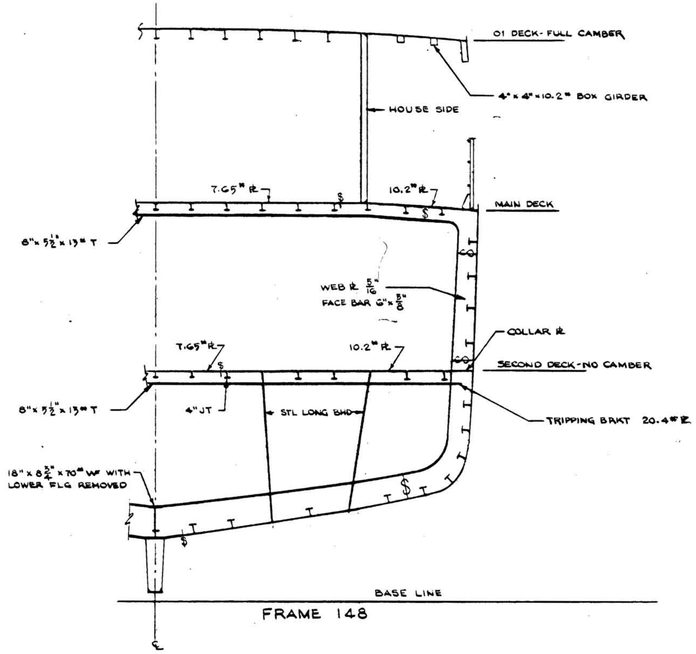

FRAME 148

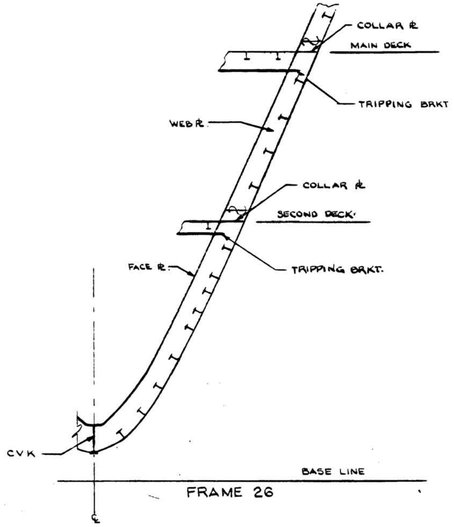

FRAME 26

TYPICAL SECTIONS
FRAMES 26, 148 & 180
U.S.C.G.C. VIGOROUS
621 WPC-0103-14
SCALE 1/4" = 1'-0"

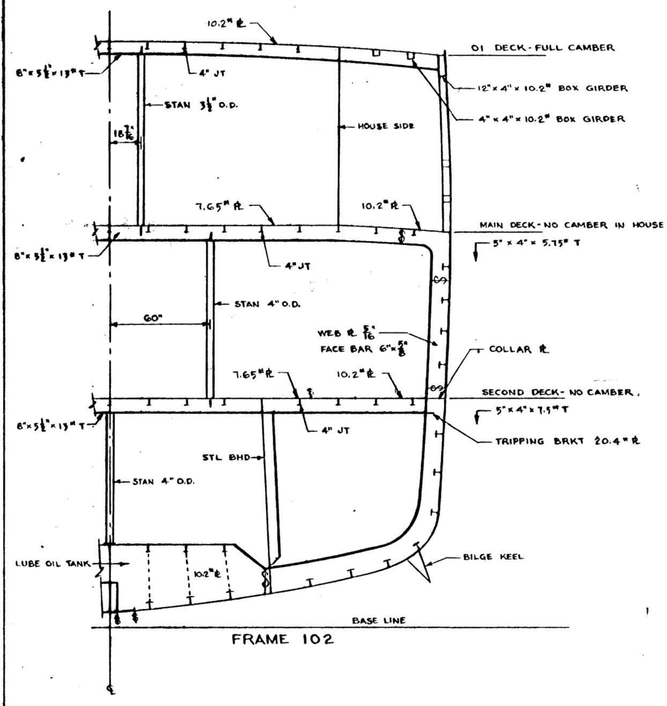

FRAME 102

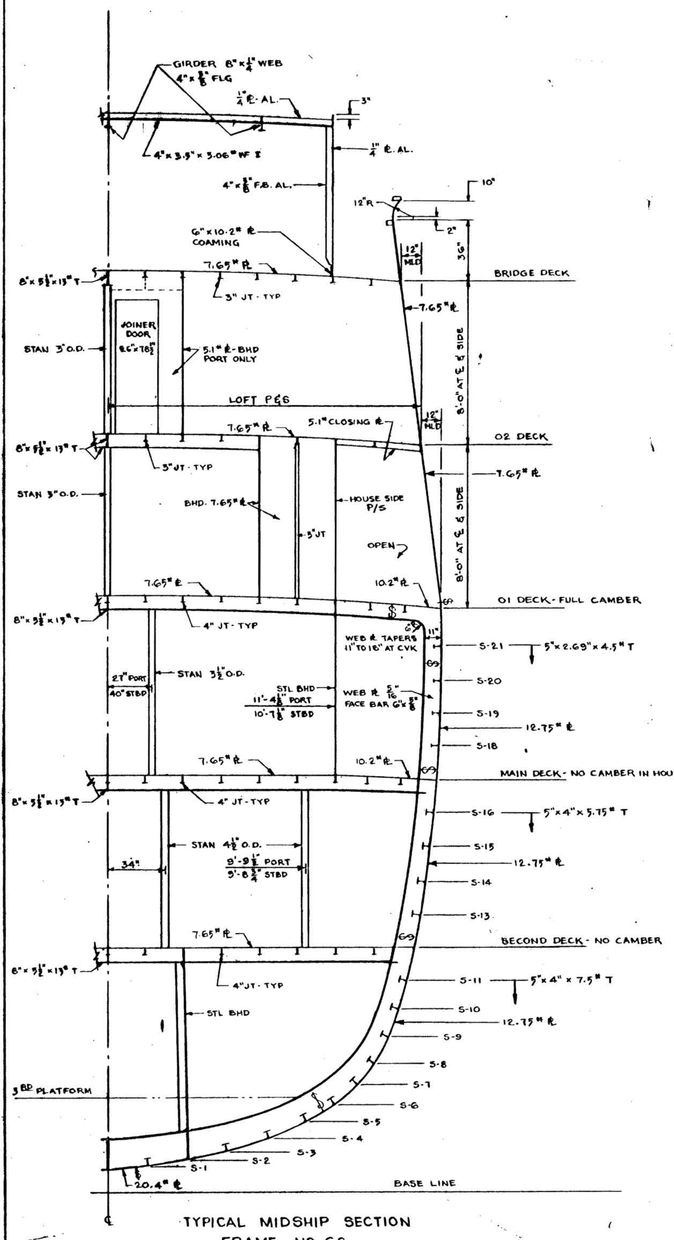

TYPICAL MIDSHIP SECTION
FRAME NO. 66

TYPICAL SECTIONS
FRAMES 66 & 102
U.S.C.G.C. VIGOROUS
621 WPC-0103-14
SCALE 1/4" = 1'-0"

PLATE NO. 11